























Product Guide

Series	Rugged Line						Embeddable Line for Source Tagging and Extreme Conditions				
	X II / Pico Plus Series				XS Series		iN Series			XS Series	
Product											
	Micro-II	Nano ^x II	Pico ^x II Plus	Pico-On Plus	Dash-On XS	Dot-On XS	Micro-iN	Nano-iN	Pico-iN Plus	Dash-iN XS	Dot-iN XS
Operating frequency	902-928 MHz (US) 866-868 MHz (EU)	902-928 MHz (US) 866-868 MHz (EU)	902-928 MHz (US) 866-868 MHz (EU)	902-928 MHz (US) 866-868 MHz (EU)	902-928 MHz (US) 866-868 MHz (EU)	902-928 MHz (US) 866-868 MHz (EU)	902-928 MHz (US) 866-868 MHz (EU)	902-928 MHz (US) 866-868 MHz (EU)	902-928 MHz (US) 866-868 MHz (EU)	902-928 MHz (US) 866-868 MHz (EU)	902-928 MHz (US) 866-868 MHz (EU)
IC type	Alien Higgs-3	Alien Higgs-3	Alien Higgs-3	Alien Higgs-3	Alien Higgs-3	Alien Higgs-3	Alien Higgs-3	Alien Higgs-3	Alien Higgs-3	Alien Higgs-3	Alien Higgs-3
Memory configuration	96 EPC bits, extendable to 480-bit, 512-bit user memory, 64-bit TID	96 EPC bits, extendable to 480-bit, 512-bit user memory, 64-bit TID	96 EPC bits, extendable to 480 bits (512 bits user memory), 64-bit TID	96 EPC bits, extendable to 480-bit, 512-bit user memory, 64-bit TID	96 EPC bits, extendable to 480-bit, 512-bit user memory, 64-bit TID	96 EPC bits, extendable to 480-bit, 512-bit user memory, 64-bit TID	96 EPC bits, extendable to 480-bit, 512-bit user memory, 64-bit TID	96 EPC bits, extendable to 480-bit, 512-bit user memory, 64-bit TID	96 EPC bits, extendable to 480-bit, 512-bit user memory, 64-bit TID	96 EPC bits, extendable to 480-bit, 512-bit user memory, 64-bit TID	96 EPC bits, extendable to 480-bit, 512-bit user memory, 64-bit TID
Read range on metal (2W ERP)	Up to 33 ft (10 m)	Up to 20 ft (6 m)	Up to 10 ft (3 m);	Up to 10 ft (3 m)	Up to 6.6 ft (2 m)	Up to 5 ft (1.5 m)	Up to 20 ft (6 m) when embedded	Up to 13 ft (4 m) when embedded	Up to 6.6 ft (2 m) when embedded	Up to 5 ft (1.5 m) when embedded	Up to 3 ft (1 m) when embedded
Read range off metal	Limited	Limited	Limited	Limited	Limited	Limited	Limited	Limited	Limited	Limited	Limited
Case material	Engineering grade nylon polymer	Engineering grade nylon polymer	Engineering grade nylon polymer	Ceramic	Ceramic	Ceramic	Ceramic	Ceramic	Ceramic	Ceramic	Ceramic
Mounting system	Rivet hole, ø 0.12 in (3.2 mm); adhesive (optional)	High performance adhesive	High performance adhesive	High performance adhesive	High performance adhesive	High performance adhesive	Epoxy, embedded	Epoxy, embedded	Epoxy, embedded	Epoxy, embedded	Epoxy, embedded
Operating temperature	-22°F to +185°F (-30°C to +85°C)	-22°F to +185°F (-30°C to +85°C)	-22°F to +185°F (-30°C to +85°C)	-22°F to +185°F (-30°C to +85°C)	-40°F to +185°F (-40°C to +85°C)	-40°F to +185°F (-40°C to +85°C)	-22°F to +185°F (-30°C to +85°C)	-22°F to +185°F (-30°C to +85°C)	-22°F to +185°F (-30°C to +85°C)	-40°F to +185°F (-40°C to +85°C)	-40°F to +185°F (-40°C to +85°C)
Application temperature	-40°F to +482°F (-40°C to +250°C)	-40°F to +302°F (-40°C to +150°C)	-40°F to +302°F (-40°C to +150°C)	-40°F to +302°F (-40°C to +150°C)	-40°F to +302°F (-40°C to +150°C)	-40°F to +302°F (-40°C to +150°C)	-40°F to +302°F (-40°C to +150°C)	-40°F to +302°F (-40°C to +150°C)	-40°F to +302°F (-40°C to +150°C)	-40°F to +302°F (-40°C to +150°C)	-40°F to +302°F (-40°C to +150°C)
Compression strength	181 psi (1250 kPa)	166.8 psi (1150 kPa)	174 psi (1200 kPa)	170 psi (1176 kPa)	790 psi (5447kPa)	790 psi (5447kPa)	Packaging dependent	Packaging dependent	Packaging dependent	Packaging dependent	Packaging dependent
IP classification	IP68	IP68	IP68	IP68	IP68	IP68	IP68	IP68	IP68	IP68	IP68
Dimensions	2.01 x 1.43 x 0.30 in (51 x 36.3 x 7.5 mm)	1.25 x 0.51 x 0.20 in (31.7 x 12.8 x 4.8 mm)	0.70 x 0.43 x 0.2 in (17.7 x 10.9 x 5 mm)	0.47 x 0.28 x 0.13 in (12 x 7 x 3.2 mm)	0.48 x 0.12 x 0.09 in (12.3 x 3 x 2.2 mm)	ø 0.24 x 0.1 in (ø 6 x 2.5 mm)	1.18 x 1.18 x 0.12 in (30 x 30 x 3 mm)	0.98 x 0.35 x 0.12 in (25 x 9 x 3 mm)	0.47 x 0.28 x 0.12 in (12 x 7 x 3 mm)	0.48 x 0.12 x 0.09 in (12.3 x 3 x 2.2 mm)	ø 0.24 x 0.1 in (ø 6 x 2.5 mm)
Weight	0.92 oz (26 g)	0.18 oz (5 g)	0.07 oz (2 g)	0.05 oz (1.4 g)	0.016 oz (0.44 g)	0.012 oz (0.34 g)	0.49 oz (14 g)	0.13 oz (3.6 g)	0.05 oz (1.4 g)	0.016 oz (0.44 g)	0.012 oz (0.34 g)
Sample applications	Bulk container tracking, vehicle tracking, post-paint oven baking	Tool tracking, WIP conveying equipment, IT/telecom management, instrument tracking, weapons tracking	Tool tracking, weapon tracking, medical device management, instrument tracking	Tool tracking, electronic device management, instrument tracking	Instrument tracking, tool tracking, medical device management, source tagging	Instrument tracking, tool tracking, medical device management, source tagging	Reusable container logistics, heavy machinery tracking, automotive parts identification	IT asset identification, weapons tracking, tool management	IT and laptop tracking, tool tracking, embedded bolt identification, weapons tracking	Instrument tracking, tool tracking, medical device management, source tagging	Instrument tracking, tool tracking, medical device management, source tagging

Product Guide

Series	Versatile On and Off Metal Line				Specialty Tag Line					Flexible Metal Label Line	
	Trak Series				Specialized Series					Metal Skin™ Series	
Product											
	Cargo Trak	Versa Trak	Data Trak II	Global Trak II	Bric	Roswell	Xylinder	Pico Wedge	Nano Wedge	Mercury Metal Skin	Titanium Metal Skin
Operating frequency	902-928 MHz (US) 866-868 MHz (EU)	902-928 MHz (US) 866-868 MHz (EU)	902-928 MHz (US) 866-868 MHz (EU)	860-960 MHz (Global)	902-928 MHz (US) 866-868 MHz (EU)	902-928 MHz (US) 866-868 MHz (EU)	902-928 MHz (US) 866-868 MHz (EU)	902-928 MHz (US) 866-868 MHz (EU)	902-928 MHz (US) 866-868 MHz (EU)	860-960 MHz (Global)	902-928 MHz (US) 866-868 MHz (EU)
IC type	Alien Higgs-3	Alien Higgs-3	Impinj Monza 4E	Impinj Monza 4E	Alien Higgs-3	Alien Higgs-3	Alien Higgs-3	Alien Higgs-3	Alien Higgs-3	Impinj Monza 4E	Impinj Monza M5
Memory configuration	96 EPC bits, extendable to 480-bit, 512-bit user memory, 64-bit TID	96 EPC bits, extendable to 480-bit, 512-bit user memory, 64-bit TID	48-bit serialized TID, 496 EPC bits, 128-bit user memory	48-bit serialized TID, 496 EPC bits, 128-bit user memory	96 EPC bits, extendable to 480-bit, 512-bit user memory, 64-bit TID	96 EPC bits, extendable to 480-bit, 512-bit user memory, 64-bit TID	96 EPC bits, extendable to 480-bit, 512-bit user memory, 64-bit TID	96 EPC bits, extendable to 480-bit, 512-bit user memory, 64-bit TID	96 EPC bits, extendable to 480-bit, 512-bit user memory, 64-bit TID	48-bit serialized TID, 496 EPC bits, 128-bit user memory	48-bit serialized TID, 128 EPC bits
Read range on metal (2W ERP)	Up to 39 ft (12 m)	Up to 26 ft (8 m)	Up to 14.8 ft (4.5 m)	Up to 8 ft (2.5 m)	Up to 19 ft (6 m)	Up to 16.4 ft (5 m)	Up to 19 ft (6 m)	Up to 8.2 ft (2.5m) when embedded	Up to 13.1 ft (4 m) when embedded	Up to 13 ft (4 m)	Up to 4 ft (1.2 m)
Read range off metal (2W ERP)	Up to 20 ft (6 m)	Up to 13 ft (4 m)	Up to 8 ft (2.5 m)	Up to 6 ft (1.8 m)	Up to 13 ft (4 m); 6.5 ft (2 m) when embedded 2 in (50 mm) in concrete	Limited	Limited	Limited	Limited	Up to 16 ft (5 m)	Up to 4 ft (1.2 m)
Case material	ABS plastic	ABS plastic	Polycarbonate	Polycarbonate	Engineering grade nylon polymer	Stainless steel	Engineering grade Polypropylene	Engineering grade Polypropylene	Engineering grade nylon polymer	Not applicable	Not applicable
Mounting system	Rivet hole, ø 0.14 in (3.5 mm); adhesive (optional)	High performance adhesive	Adhesive; built-in ø 0.1 in (2.6 mm) tethering hole	Adhesive; built-in ø 0.1 in (2.6 mm) tethering hole	Mounted or embedded in concrete	Welding, cable tie, rivet hole ø 0.19 in (ø 5 mm)	Plug in, epoxy (optional)	Plug in, epoxy (optional)	Plug in, epoxy (optional)	High performance adhesive	High performance adhesive
Operating temperature	-40°F to +185°F (-40°C to +85°C)	-40°F to +185°F (-40°C to +85°C)	-40°F to +185°F (-40°C to +85°C)	-40°F to +185°F (-40°C to +85°C)	-40°F to +185°F (-40°C to +85°C)	-40°F to +185°F (-40°C to +85°C)	-40°F to +185°F (-40°C to +85°C)	-22°F to +185°F (-30°C to +85°C)	-22°F to +185°F (-30°C to +85°C)	-40°F to +149°F (-40°C to +65°C)	-40°F to +149°F (-40°C to +65°C)
Application temperature	-40°F to +185°F (-40°C to +85°C)	-40°F to +185°F (-40°C to +85°C)	-40°F to +185°F (-40°C to +85°C)	-40°F to +185°F (-40°C to +85°C)	-40°F to +194°F (-40°C to +90°C)	-40°F to +482°F (-40°C to +250°C)	-40°F to +302°F (-40°C to +150°C)	-22°F to +302°F (-30°C to +150°C)	-22°F to +302°F (-30°C to +150°C)	-40°F to +149°F (-40°C to +65°C)	-40°F to +149°F (-40°C to +65°C)
Compression strength	29 psi (200 kPa)	26.1 psi (180 kPa)	14.5 psi (100 kPa)	14.5 psi (100 kPa)	93 psi (641 kPa)	1145 psi (7900 kPa)	80 psi (511 kPa)	156 psi (1076 kPa)	156 psi (1076 kPa)	92 psi (634 kPa)	58 psi (400 kPa)
IP classification	IP68	IP54	IP54	IP54	IP68	IP69K	IP69K	IP68	IP68	Not applicable	Not applicable
Dimensions	3.94 x 1.02 x 0.35 in (100 x 26 x 8.9 mm)	1.98 x 0.67 x 0.21 in (50.3 x 17 x 5.3 mm)	1.50 x 0.51 x 0.16 in (38 x 13 x 4 mm)	1.50 x 0.51 x 0.16 in (38 x 13 x 4 mm)	2.75 x 1.25 x 0.43 in (70 x 32 x 11 mm)	1.89 x 1.10 x 0.43 in (48 x 28 x 11 mm)	ø 1.26 x 0.36 in (ø 32 x 9.1 mm)	ø 0.95 x 0.24 in (ø 24.2 x 6.2 mm)	ø 1.4 x 0.3 in (ø 34.5 x 7.5 mm)	Label: 4 x 1.5 x 0.03 in (101.6 x 38 x 0.76 mm)	Label: 1.77 x 0.22 x 0.03 in (45 x 5.6 x 0.86 mm)
Weight	0.61 oz (17.2 g)	0.11 oz (3 g)	0.08 oz (2.3 g)	0.09 oz (2.6 g)	0.85 oz (24 g)	1.23 oz / 35 g	0.26 oz / 7.4 g	0.13 oz (3.7 g)	0.35 oz (10 g)	Reel: 4.85 lbs (2.2 kg)	Reel: 2.54 lbs (1.15 kg)
Sample applications	Vehicle chassis and trailer tracking, Unit Load Device identification, logistics management	Instrument tracking, pallet tracking, RTI management, storage rack identification	IT asset management, Datacenter servers, Healthcare equipment	Global supply chain logistics, IT asset management, datacenter servers	Facility management, logistics management, work in progress	Surgical Trays Oil & Gas Valve / Wellhead Management Food Processing Plants Automotive Manufacturing	Gas cylinder tracking Container management Smart grid identification	Construction I-beams, outdoor equipment, oil and gas valves and pipes	Construction I-beams Outdoor equipment Oil and gas valves and pipes	Product authentication, IT asset tracking, global supply chain, cylinder tracking, foil-based packaging	Product authentication, IT asset and laptop tracking, radio and mobile equipment, foil-based packaging